
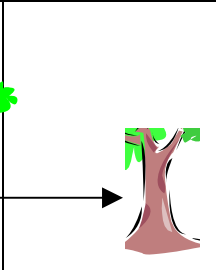




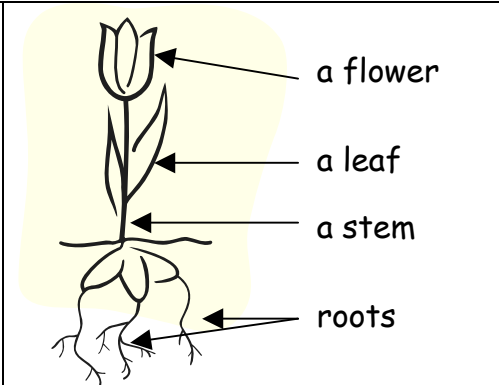







# Unit 16. Poisonous Plants



# Vocabulary

				
a tree trees	a tree trunk trunks	a bird on a branch branches	a leaf leaves	a mushroom mushrooms

		
a plant plants	a flower a leaf a stem roots parts of a plant	a petal petals

			
a nut nuts	a berry berries	a bean beans	bark

			
sap	a rash rashes	to vomit	breathing problem

## Pronunciation

<b>b</b>	<b>v</b>	<b>fl</b>	<b>st</b>	<b>r</b>	<b>m</b>
berry	vomit	flower	stem	rash	mushroom
bean	value	flush	staple	rose	mouth
bird	voice	flake	stomach	root	make
bark	visit	floss	stop	round	mustard
bush	violet	flap	stay	raise	medicine

<b>l</b>	<b>pl</b>	<b>tr</b>	<b>c</b>	<b>ā</b> (long a)	<b>ou</b>
leaf	plant	tree	call	ache	mouth
leaves	play	trunk	come	bake	south
left	plaster	trip	color	face	loud
line	plump	trust	cone	cape	cloud
look	please	triple	cake	label	sound

## Clap the Stress

<b>X</b>	<b>X x</b>	<b>X x</b>	<b>X x x</b>	<b>X x X x</b>
don't	vomit	branches	stomach ache	Poison Ivy
bark	poison	petals	Spider plant	Angel Trumpet
bud	center	flowers	peppercorn	Something else, please.
stem	berries	outside	Castor bean	breathing problem
bush	careful	inside	medicine	pretty flowers

## Conversation 1

Person 1: I want to buy this plant for the yard. It has pretty flowers.

*Person 2: Do you have small children ?*

Person 1: Yes, why do you ask?

*Person 2: That's an Oleander. It's poisonous.*

Person 1: Oh... I think I'll buy something else. What's that?

*Person 2: A Bottle Brush tree. That's a good choice. It's not dangerous.*



## Conversation 2

Parent: Where did you get that rash on your arm?



*Child: I don't know. It itches a lot.*

*It's been itching ever since I pulled those weeds in the garden.*

Parent: Which weeds? Show me.

*Child: They were like these. . . .*

Parent: I wonder what it is...

I'm going to call the Poison Center...



## Conversation 3

Poison Center Nurse (RN): Poison Center. How may I help you?

*Parent: My child has a rash on her arm. I think it's from weeds in the garden.*

RN: What color are the leaves?

*Parent: Green.*

RN: How many leaves are on each stem?

*Parent: Three.*

RN: What color is the rash?

*Parent: Red.*

RN: Is it itching?

*Parent: Yes.*

RN: What shape are the leaves?

*Parent: They have one point....*

RN: It's hard to be sure over the phone. But it does sound like poison ivy. Wash the arm with soap and water. Don't scratch it. It will go away in a few days.

*Parent: OK. Thank you for your help.*

## Conversation 4

Person 1: My chest hurts when I breathe.

*Person 2: What have you been doing?*

Person 1: I was watching Mr. Davis burn some branches and leaves.

*Person 2: Did you get close to the smoke?*

Person 1: Yes, I did, at first. Then it made my eyes water.  
Now I can't breathe very well.

*Person 2: I'll call 911 right now and get help for you.*



If a person has trouble breathing after being outside, call 911 immediately!

## Practice Describing Plants

Study the picture. Then answer the questions:



1. Does the plant have flowers?  
\_\_\_\_\_
2. What color are the flowers?  
\_\_\_\_\_
3. Does the plant have leaves? \_\_\_\_\_
4. What color are the leaves? \_\_\_\_\_
5. Are the leaves shiny or dull? \_\_\_\_\_
6. How many petals are on the flower? \_\_\_\_\_

## Poisonous Plants that Grow in Pinellas County



Many beautiful plants and trees grow in Florida.  
They grow in yards, parks, homes and schools.  
They grow inside and outside.  
Most plants, like the ones in this photo, are safe.  
Some plants that grow in Florida are dangerous.  
So be careful.

Some bark and sap can give you a rash or make you vomit.  
Some leaves and flowers can give you a rash or make you vomit.  
Some seeds and berries can give you a rash or make you vomit.  
Some plants and trees are poison even when you burn them.  
Sometimes these plants can even kill you.

Teach this to children:

**Do not put anything from plants or trees into your mouth.**  
**Do not put flowers into your mouth.**  
**Do not chew on anything from plants or trees.**  
**Do not touch or chew mushrooms.**

Some dangerous plants look similar to safe plants.

If you are not sure if a plant is safe to touch or eat, do not take a chance.  
Leave the plant alone. Don't touch it.

If a person gets a rash or stomach ache or begins to vomit after eating or chewing on a plant, call the Poison Information Center (1-800-282-3171). Tell the Poison Center nurse what the plant or plant part looks like. Tell what color it is and what shape it is. Describe how the person is feeling.

The poison center nurse will tell you what to do.  
Do exactly what the nurse tells you to do. Do it immediately.

**If you think that you, your child, or someone you know has eaten or touched a dangerous plant, call 1-800-282-3171 immediately! This is the Poison Information Center. Keep this number near your phone.**

**If a person has trouble breathing after being outside, call 911 immediately!**

## What Poisonous Plants Are In Your Neighborhood?

Look at the pictures of dangerous plants (below).

Take this page and go to your yard or walk around your neighborhood.

Do you see any of these plants?

If you find some dangerous plants, tell your family and friends about them.

Look for These Plants	Common Names	Parts that are Dangerous	Did You See This Plant
	Angel Trumpet	ALL parts. Chewing or eating any part can hurt you.	<input type="checkbox"/> Yes <input type="checkbox"/> No
	Oleander	ALL parts. Chewing or eating any part can kill a person or an animal.	<input type="checkbox"/> Yes <input type="checkbox"/> No
	Rosary Pea Crab's Eyes	ALL parts but especially the SEEDS. 1 seed can kill an adult.	<input type="checkbox"/> Yes <input type="checkbox"/> No
	Castor Bean	ALL parts but especially the SEEDS. 1 seed can kill an adult.	<input type="checkbox"/> Yes <input type="checkbox"/> No
	Poison Ivy (left) Poison Oak (bottom) Poison Sumac (right)	ALL parts Causes a bad rash, swelling, itching.	<input type="checkbox"/> Yes <input type="checkbox"/> No
	Mushroom	ALL parts. NEVER eat a wild mushroom! Better safe than sorry.	<input type="checkbox"/> Yes <input type="checkbox"/> No

## Internet Activity: More About Plants & Mushrooms

Here are some sites that have excellent photos of Florida plants and mushrooms.

**The Tampa Poison Information Center:** <http://www.poisoncentertampa.org>

Click on *Poisonous Plants* and scroll clear to the bottom. They have pictures for some of the plants you studied on page 7 of this unit. Write the names of the three plants pictured that are not listed on page 7:

\_\_\_\_\_ , \_\_\_\_\_ , \_\_\_\_\_

**Florida Wildflowers:** <http://www.flwildflowers.com>

Go to this site if you would like to see some beautiful plants and insects. The photos are just wonderful. Enjoy!

**Orson & Hope Miller's Mushrooms:** <http://www.mushrooms-millers.com>

The only safe mushroom to eat is one you buy in a store. This website has lots of good mushroom information. Click on *Mushrooms*. Then click on *Poisonous Mushrooms and Their Allies* for photos of nine common mushrooms that are poisonous. Most will send you to the hospital. Two are **deadly poisonous**—they can kill you. Click on a photo to learn more about each type. Write the names of the **deadly poisonous** mushrooms here:

\_\_\_\_\_  
\_\_\_\_\_





It is illegal to own one of these kinds of mushrooms. Which one is against the law?





\_\_\_\_\_





Why is it illegal? \_\_\_\_\_

# Quiz

Look at these pictures of Florida plants. For each plant, check poisonous or nonpoisonous .

1	2	3	4
			
Poisonous ____	Poisonous ____	Poisonous ____	Poisonous ____
Nonpoisonous ____	Nonpoisonous ____	Nonpoisonous ____	Nonpoisonous ____

5	6	7	8
			
Poisonous ____	Poisonous ____	Poisonous ____	Poisonous ____
Nonpoisonous ____	Nonpoisonous ____	Nonpoisonous ____	Nonpoisonous ____

9	10	11	12
			
Poisonous ____	Poisonous ____	Poisonous ____	Poisonous ____
Nonpoisonous ____	Nonpoisonous ____	Nonpoisonous ____	Nonpoisonous ____

## Writing about Plants and Mushrooms

What is your favorite flower or tree? Write about it. Describe it and tell if any part of it is poisonous. Why do you like it?

---

---

---

---

---

Have you ever eaten mushrooms? Do you put them in things you cook? If so, tell why you like them and how you use them. If you do not like mushrooms, why not?

---

---

---

---

---

---

---

*ANSWERS to the Plant Quiz: The poisonous plants are: 1, 3, 4, 7, 8, 9, 10, and 11.  
The names of the plants are: 1:*

CREDITS: Many persons and groups helped us develop and field-test this unit. We owe a special thanks to: Christy Richards, Administrator, Clearwater Adult Education Center; the adult education students, tutors, and teachers who field-tested and provided feedback; the UMCM volunteer tutors and students who field-tested and provided feedback; the UMCM staff, particularly Donna C. Ratzlaff, Executive Director and Jan Setzekorn, Director of Literacy Services, for encouragement; volunteers Michelle Kiewit and Jean Beaton, for research, writing, and proofreading. Without the mentoring provided by Sandra Thursby, esteemed colleague, we could not have dared to undertake this project.

Most photos and clipart were provided by ART EXPLOSION © 1995-98, Nova Development Corporation, 23801 Calabasas Rd., Suite 2005, Calabasas, CA 91302; and Microsoft Office Clipart and Media, <http://office.microsoft.com/clipart/default.aspx?lc=en-us>. Additional information and photos are from these websites: Florida Poison Information Center -Tampa at <http://poisoncentertampa.org>; Poisonous Plants of the Southern United States at <http://www.caf.wvu.edu/~forage/library/poisonous/index.htm> has good pictures and excellent information about each species listed. Native Aquatic & Wetland Plants in Florida at <http://plants.ifas.ufl.edu/photocom.html> lists nearly 400 plants by common name, scientific name, and with photos. An excellent chart, very brief and easy to read, about POISONOUS PLANTS is at <http://aggie-horticulture.tamu.edu/PLANTanswers/publications/poison/poison.html>. Dave's Garden at <http://davesgarden.com/pf> has a good plant finder. Type in the common name, then scroll down to see photos. The best site to print the Visual Guide to Poisonous Plants from was <http://pediatrics.med.miami.edu/FPIC/plants/plants.html>.