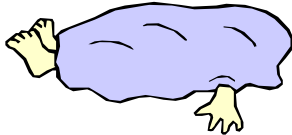




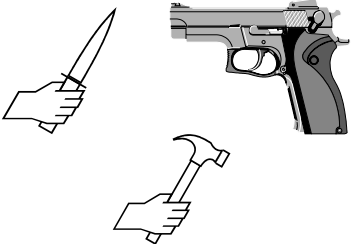


# Crimes and How to Report Them






# Vocabulary

		
a crime		
<i>crimes</i>		

		
a knife <i>knives</i>	a gun <i>guns</i>	a weapon <i>weapons</i>

		
a murder, a homicide <i>murders, homicides</i>	DUI (driving while under the influence), drunk driving	arson (setting a building on fire)





		
a robber, a robbery <i>robbers, robberies</i>	handcuffs	an arrest <i>arrests</i>

## A Crime

A crime is something that is against the law. It is wrong. A crime hurts people or destroys property. These are all crimes: drunk driving, murder, and robbery.

When someone commits a crime, it must be reported to the police. Then the police can try to find and arrest the criminal (the person who did the crime). When a person is arrested, he may be sent to jail. If he is guilty, he may go to prison. Or he may have to pay a fine.



Some Common Types of Crime		
Type of Crime	Examples	
sexual or lewd behavior	stalking peeping tom pornography	 (watching a woman undress)
violent crime	murder rape robbery aggravated assault	
drugs	marijuana cocaine Coricidin® abuse Meth lab Ecstasy	
white collar crime	writing a bad check not paying taxes identity theft company cheating scams	

## Phonics with a Florida Twist

### Some Spelling Patterns for the Long A Sound - ā

a	ai	ay	a_e	eigh
paper	cocaine	pay	rape	eight
baby	Main Street	day	came	neighbor
danger	Saint Pete	Daytona	Safety Harbor	Eighth Avenue
Naples	Gainesville	Bay Pines	Cape Coral	

### Some Spelling Patterns for the Long E Sound - ē

e	ee	ie	ey	ea	e_e
he	see	babies	key	beat	these
she	street	ladies	Port Richey	cheat	here
Cedar Key	Lee County	Davie	Cedar Key	Heathrow	Windermere
Sebring	Cross Creek	Saint Lucie	Medley	St. Pete Beach	St. Pete

### Some Spelling Patterns for the Long I Sound - ī

i	ie	y	i_e	igh
I	tie	my	time	highway
island	lie	cry	crime	night
find	die	by	fine	Lighthouse Point
Titusville	pie	Fort Myers	Bay Pines	Lehigh Acres

### Some Spelling Patterns for the Long O Sound - ō

o	oa	oe	ow	o_e
go	road	toe	slow	alone
open	loan	Joe	below	phone
O'brien	Longboat Key	hoe	show	Hobe Sound
Ocoee	Oakland		Heathrow	Homestead

# Clap the Stress

X x	x X	x X x	X x x
person	against	arrested	sexual
guilty	destroys	reported	robbery
common	police	a weapon	everything
someone	assault	Saint Lucie	homicide
somewhere	abuse	O'Brien	Windermere
something	arrest	he's watching	accident
under	agree	a woman	criminal

## Conversation 1

Officer: What's the problem?

*Man: I was just robbed!*

Officer: Who robbed you?

*Man: It was a young man—white guy.*

*He took my watch and money! He ran down the street!*



## Conversation 2

Officer: I need to ask you some questions.

*Woman: Did I do something wrong?*

Officer: No. Did a young, white man just run by you?

*Woman: Yes. He just ran by about 5 minutes ago.*

*He went that way!*



## What To Do When You See a Crime

When you see a crime happening, be very careful.

Don't try to be a hero. Don't try to take a gun away from anyone.

Watch everything. Try to remember everything:

- **What** is the crime? (robbery, drunk driving, a gang fight)
- **Who** is committing the crime? (man, woman, teen)
- **Where** is it happening? (address)
- **When?** (date, time of day)
- Does the person have a **weapon?** (gun, knife, club)
- What is the person doing? (stabbing, stealing, raping)
- What is the person wearing? (describe the clothes)
- **Where** does the person go? (up the street, into a car)


Call the police as soon as it is safe to do so:

- If someone is hurt, call 911.
- If no one is hurt, do not use 911. Use the general police phone number. (It is in the front of most phone books.)

Write down what happened, before you forget anything. Make a chart of where things were. Be sure to get the address and exactly where everything happened.

### Practice Describing a Crime

This crime just happened. One man shot the other man. You heard the shot. You look out a window to see what happened. This is what you see:



**Study the picture of the crime (page 6). Then answer these questions:**

1. Do you call 911?                      Yes                      No

2. Was anyone hurt?                      Yes                      No

3. What happened? \_\_\_\_\_

4. Describe the victim (the person who was hurt):

- Man or woman? \_\_\_\_\_
- Hair color: \_\_\_\_\_
- Color of the shirt \_\_\_\_\_
- Color of the pants \_\_\_\_\_
- Color of the shoes \_\_\_\_\_
- Is the victim wearing a hat? \_\_\_\_\_
- Is the victim wearing glasses? \_\_\_\_\_
- Is the victim wearing a coat? \_\_\_\_\_
- Is the victim wearing a hat? \_\_\_\_\_
- Where is the victim now? \_\_\_\_\_

5. Describe the suspect (the person who has the gun):

- Man or woman? \_\_\_\_\_
- Hair color: \_\_\_\_\_
- Color of the shirt \_\_\_\_\_
- Color of the pants \_\_\_\_\_
- Color of the shoes \_\_\_\_\_
- Is the victim wearing a hat? \_\_\_\_\_
- Is the victim wearing glasses? \_\_\_\_\_
- Is the victim wearing a coat? \_\_\_\_\_
- Is the victim wearing a hat? \_\_\_\_\_
- Where is the suspect now? \_\_\_\_\_

## Practice Making a 911 Call

You just dialed 911 to tell them about what you just saw. Answer these questions. Tell 911 about this crime:

**911 Operator:** *911. What number are you calling from?*

You: \_\_\_\_\_ (give the phone number)

**911 Operator:** *What is the nature of the emergency?  
(Why are you calling?)*

You: \_\_\_\_\_

**911 Operator:** *Tell me exactly what happened.*

You: \_\_\_\_\_

**911 Operator:** *Where did this happen? (Street names, outside, etc.)*

You: \_\_\_\_\_

**911 Operator:** *Describe the suspect.*

You: \_\_\_\_\_

**911 Operator:** *Where is the suspect now?*

You: \_\_\_\_\_

**911 Operator:** *Do NOT hang up until I say it is OK. Do you understand?*

You: \_\_\_\_\_



## Internet Activities about Crime

1. Go to this Internet address: <http://www.co.pinellas.fl.us/sheriff>.
  - There is a list of **Departments** on the left side of the page. Click on **Missing Persons**.
  - Look at the pictures of the missing persons. Do you know any of them? Have you seen any of them? If yes, call the Sheriff's Office Homicide Unit: (727) 582-6200.
2. Go to this Internet address: [http://ww3.fdle.state.fl.us/sexual\\_predators](http://ww3.fdle.state.fl.us/sexual_predators). (This is where you can find out if any known sex offenders live near you.)
  - Click on the **Click Here** box. It is in the middle of the page, towards the bottom of the screen.
  - Type only your **zip code** into the form. Then click on **Submit**.
  - Do any sexual predators live near you? Look at the address. Click on **View Flyer** for details about anyone listed.

### Credits

Many people helped to create this unit. Thank you very much to:

**Christy Richards**, Administrator, Clearwater Adult Education Center

**Judy Kenney**, UCMC volunteer tutor, project research assistant/writer, and a former teacher

**Sergeant Darrell C. Herrick**, North District Station, Patrol Division, Pinellas County Sheriff's Office

**Sergeant Sheila M. Waters**, Community Policing, Clearwater Police Department

The photos and clipart are from *Art Explosion*, © Copyright 1995-98, Nova Development Corporation, 23801 Calabasas Rd., Suite 2005, Calabasas, CA 91302.

Please send any suggestions for improving this unit to Martha A. Lane, *Living in Pinellas County* curriculum designer and writer: [marthaalane@earthlink.net](mailto:marthaalane@earthlink.net).